

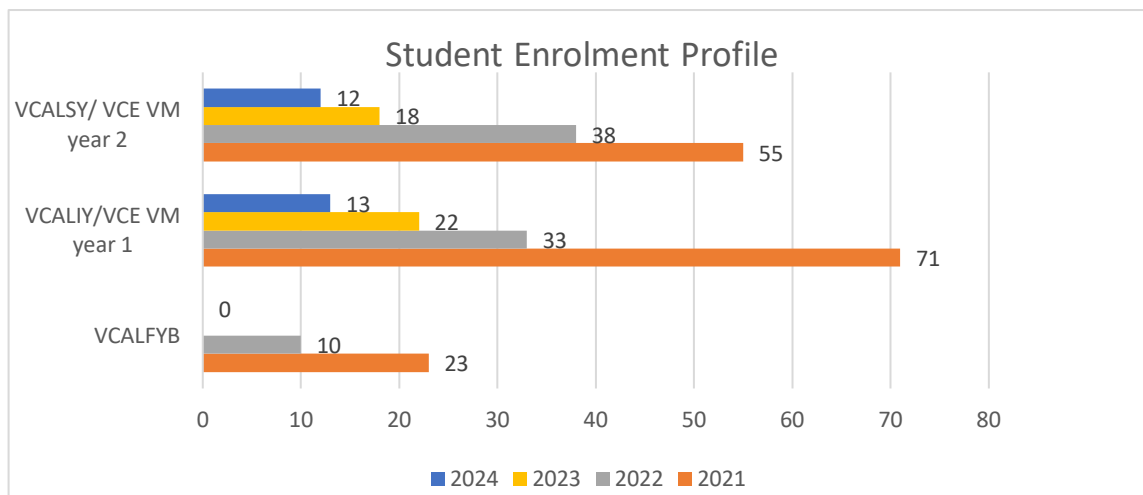
Victorian Certificate of Education, Vocational Major (VCE VM)

Completion and Destination Data

Year: 2024

In 2024, the Victorian Certificate of Education -Vocational Major Program at Melbourne Polytechnic (VCE VM) was offered at the Heidelberg campus. Student participation rates, completion rates, and student outcomes and access to further education and work (after leaving the program) are monitored and analysed. The following is the data analysis of 2024 enrolments and completions.

Student Enrolment Profile



Data source: Melbourne Polytechnic Student Management System (STRATA)

In 2024 student numbers for VCE VM program remained consistent throughout the year. The introduction of VCE VM across all schools in the catchment area saw enrolments lower than in previous years.

2024 Unit Completion/Result

Result code	LT031	LT032	NM031	NM032	PD031	PD032	WR031	WR032
CNA- Competency Not Yet Attained		2	2	1	2	1	3	2
SC- Successfully Completed	12	10	10	11	10	11	9	9
W - Withdrawn	1		1		1		1	
WAI - Withdrew Assessment Incomplete								1
WNA - Withdrew Never Attended		1		1		1		1
Number of Students	13	13	13	13	13	13	13	13

A total 13 students enrolled into the eight Year 11 eight VCE VM units. The above data shows their results.

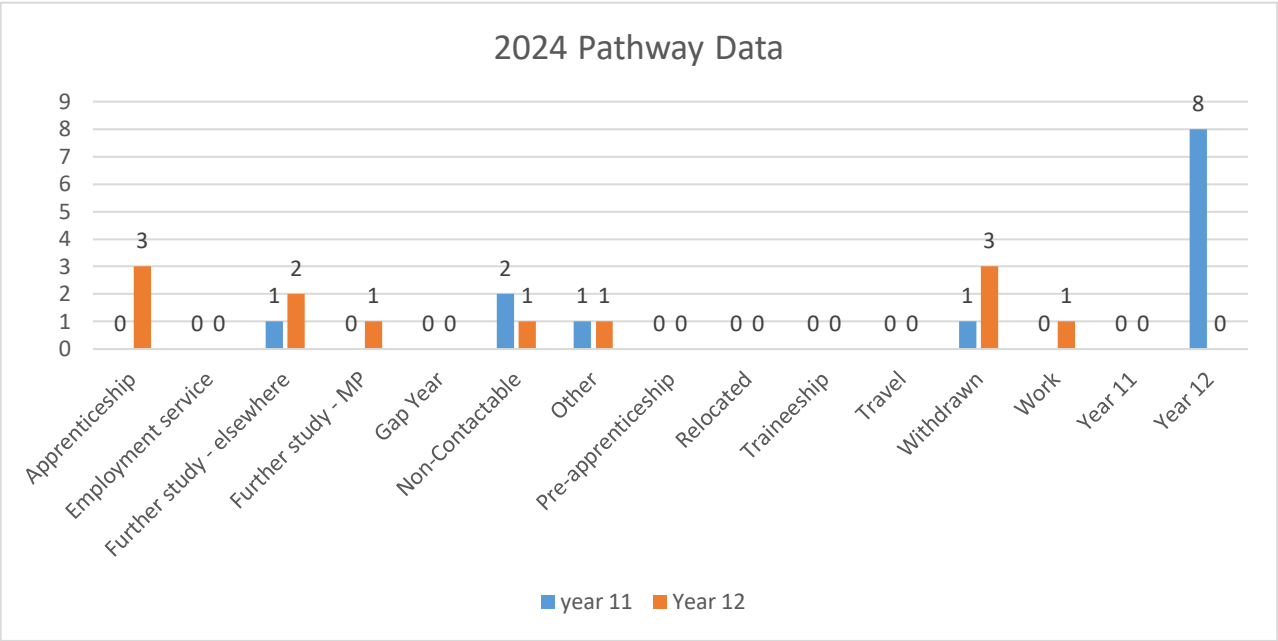
Result code	LT033	LT034	NM033	NM034	PD033	PD034	WR033	WR034
CNA- Competency Not Yet Attained					2		2	
SC- Successfully Completed	8	8	8	7	5	7	6	7
W- Withdrawn	1	1	1	1	1	2	1	2
WAI - Withdrew Assessment Incomplete					1			
WNA- - Withdrew Never Attended	1	2	1	2	1	2	1	2
Number of Students	10	11*	10	10	10	11*	10	11*

A total of 10 students enrolled into the eight Year 12 VCE VM units. One student enrolled in LT034* only and one student enrolled in PD034 and WR034 only*. The above data shows their results.

Data source: Melbourne Polytechnic Student Management System (STRATA)

A total of six Year 12 students were awarded their Victorian Certificate of Education Vocational Major Certificate

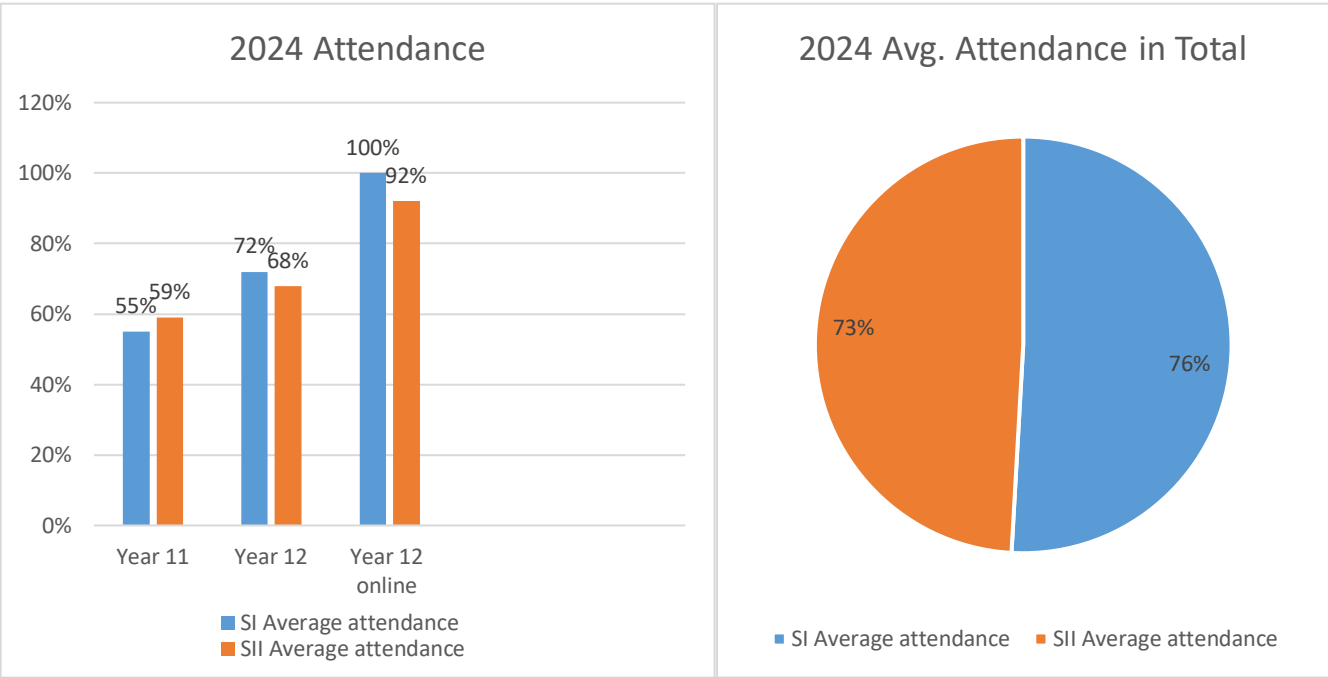
2024 Student Pathway Data



Data source: Pathway office, VCE VM

A total of 25 students enrolled into the VCE VM program in 2024. This graph shows students’ pathways with one student gaining employment, one enrolling into further studies at Melbourne Polytechnic and another eight continuing into Year 12 in 2025.

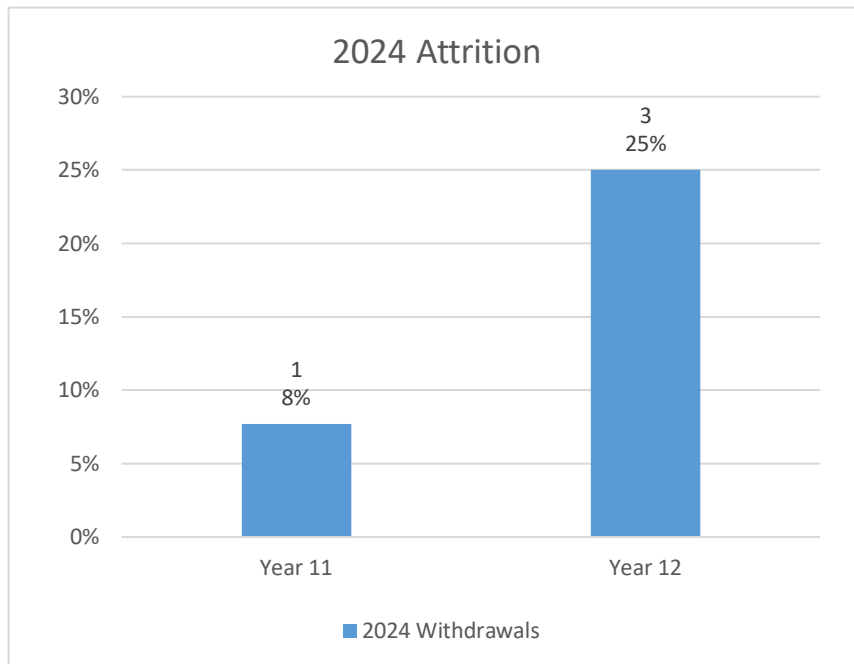
2024 Student attendance



Data source: Melbourne Polytechnic Student Management System (STRATA)

The data shows that overall, the Year 12 students attended more regularly than the Year 11 students. Attendance throughout Semester I was slightly higher than in 2023, with Semester II attendance on par with 2023 attendance for the same period.

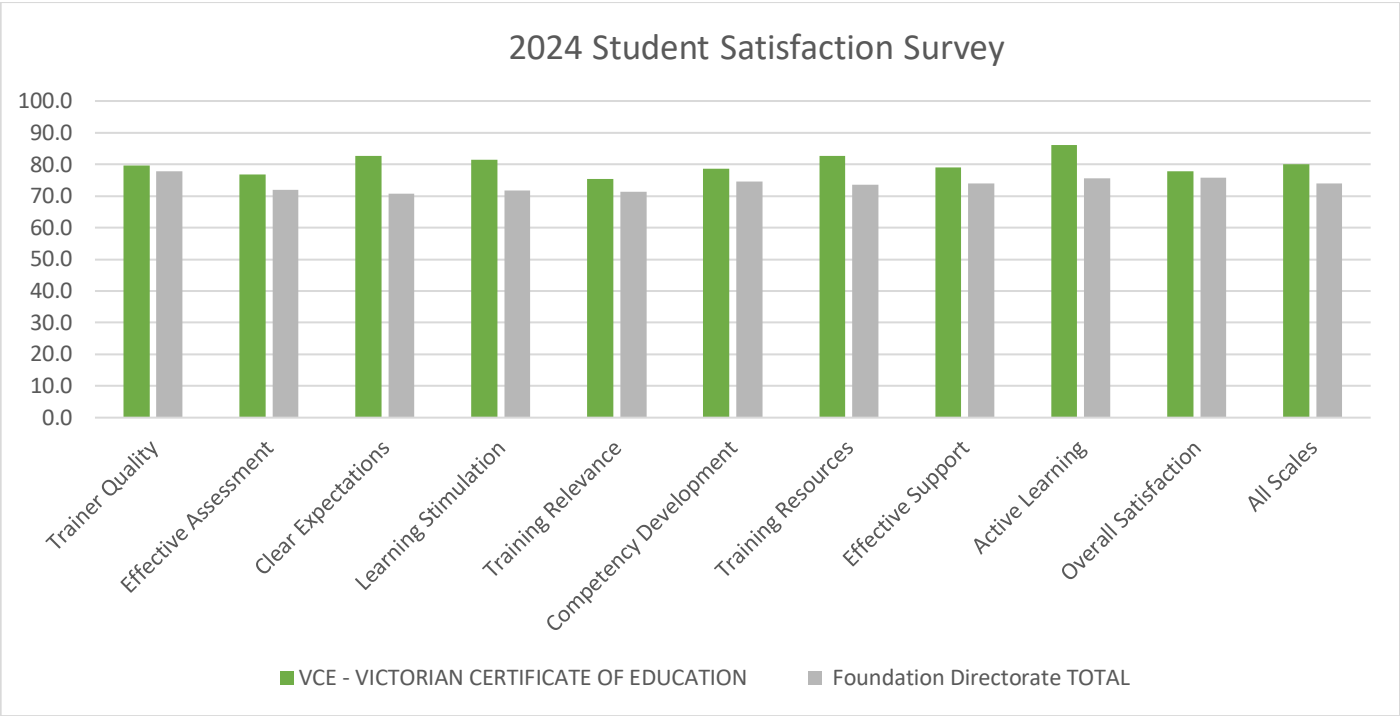
2024 Student attrition by course



Data source: Melbourne Polytechnic Student Management System (STRATA)

A total of 4 students withdrew over the course of the year. Students withdrew for range of personal reasons. Attrition rates were significantly lower in 2024 than in 2023.

2024 Student Satisfaction Survey AQTF



Data source: AQTF survey summary

The 2024 response rate increased from 21% in 2023 to 43% of students responding in 2024. Some student responses may have been collected though their VET program response as they were able to respond to both VET and VCE VM program.

Overall student satisfaction decreased from the previous year with an average 85.7% on 2023 to 80.0%.

Training resources satisfaction increased from an average 74.6 in 2023 to 75.3%. This increase is only a slight increase.

‘Training relevance’ satisfaction was responded to with an overall rating of 75.3%. ‘Effective support’ received a rating of 70.0%. These were lower in comparison to survey results in 2023 of 77.8% for both.