

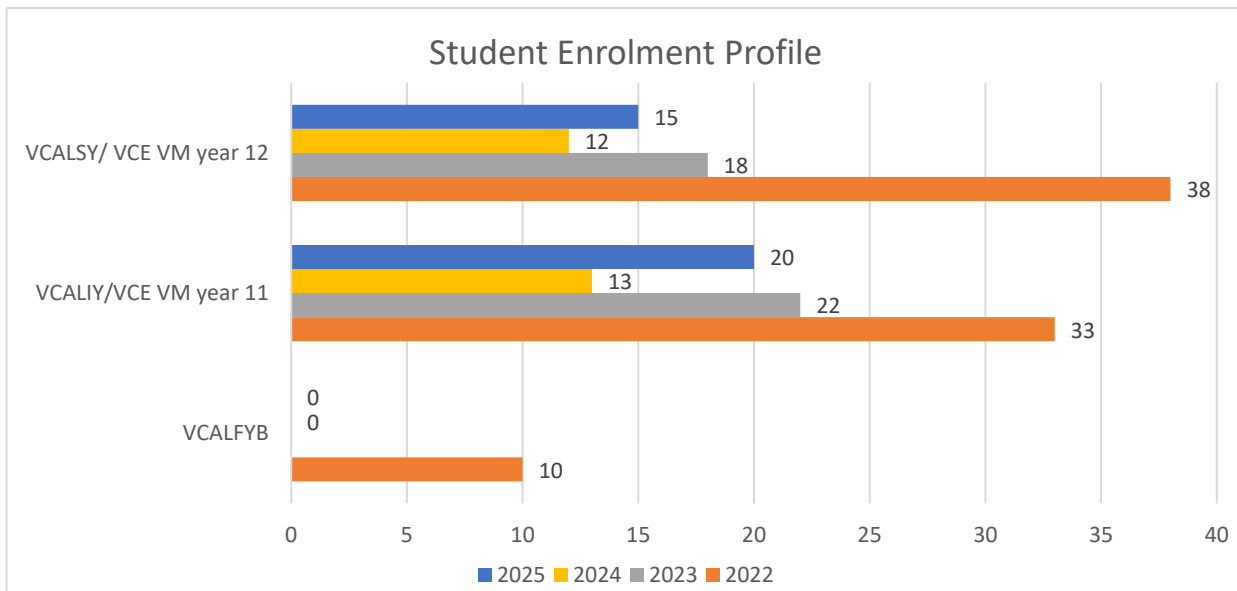
Victorian Certificate of Education, Vocational Major (VCE VM)

Completion and Destination Data

Year: 2025

In 2025, the Victorian Certificate of Education -Vocational Major Program at Melbourne Polytechnic (VCE VM) was offered at the Epping campus. Student participation rates, completion rates, and student outcomes and access to further education and work (after leaving the program) are monitored and analysed. The following is the data analysis of 2025 enrolments and completions.

Student Enrolment Profile



Data source: Melbourne Polytechnic Student Management System (STRATA)

In 2025 the student enrolment numbers for VCE VM program improved slightly from 2024.

2025 Unit Completion/Result

Year 11-unit completion

Result code	LT031	LT032	NM031	NM032	PD031	PD032	WR031	WR032
CNA- Competency Not Yet Attained		1	1	1	1	2		1
SC- Successfully Completed	19	17	18	17	18	16	19	17
W - Withdrawn		2		2		2		2
Number of Students	19	20	19	20	19	20	19	20

Data source: Melbourne Polytechnic Student Management System (STRATA)

A total 20 students enrolled into the Year 11 VCE VM units, including one student enrolled in semester 2 units only. The above data shows their results.

Year 12-unit completion

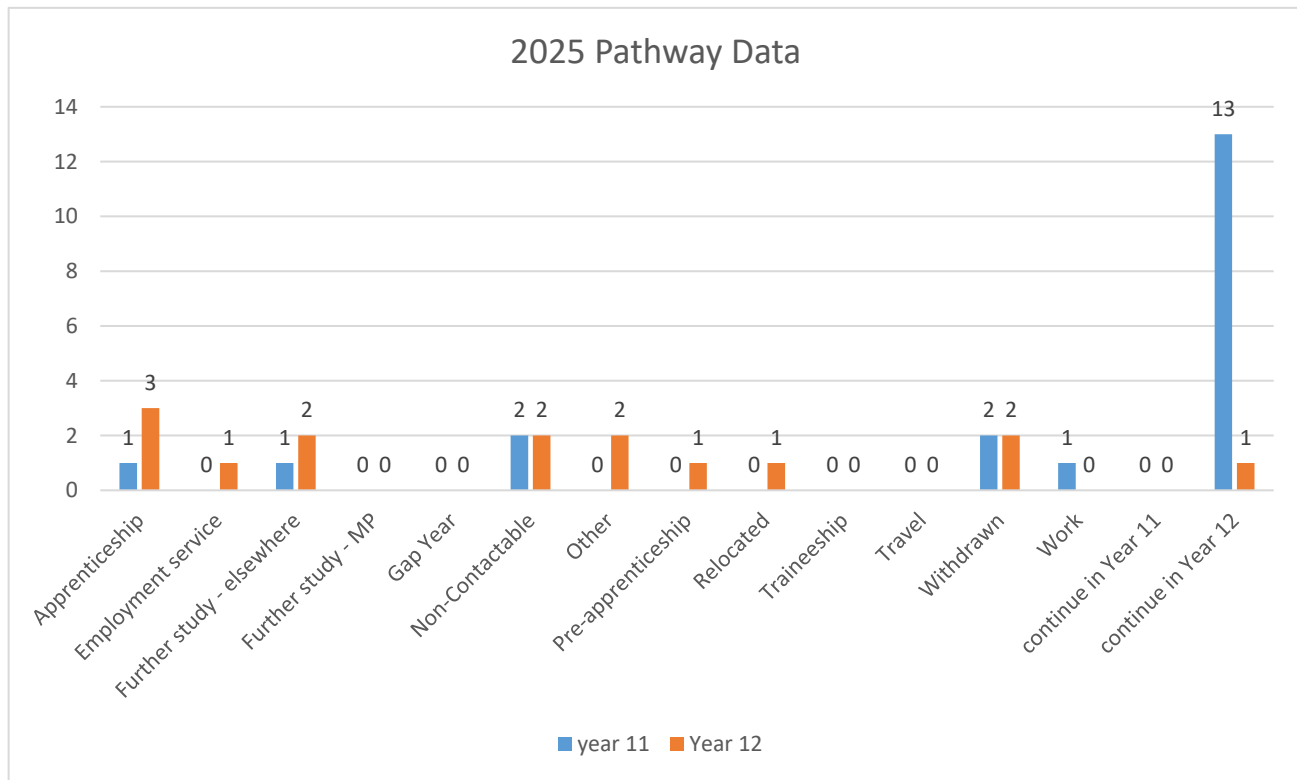
Result code	LT033	LT034	NM033	NM034	PD033	PD034	WR033	WR034
CNA- Competency Not Yet Attained	1	2	2	2		2	2	2
SC- Successfully Completed	11	11	10	11	11	10	9	9
W- Withdrawn	2		2		2		2	
WNA- - Withdrew Never Attended		2		2		2		2
Number of Students	14	15	14	15	13	14	13	13

Data source: Melbourne Polytechnic Student Management System (STRATA)

A total of 15 students enrolled into the Year 12 VCE VM units, including one student enrolled in LT034, NM034 and PD034 only and one student enrolled in LT033, LT034, NM033 and NM034 only. The above data shows their results.

A total of 8 students were awarded their Victorian Certificate of Education Vocational Major Certificate. In addition, 2 students were awarded with Victorian Certificate of Education with no Vocational Major.

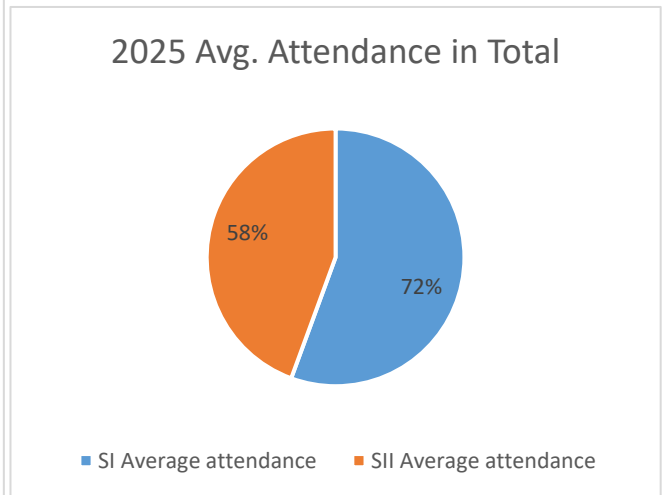
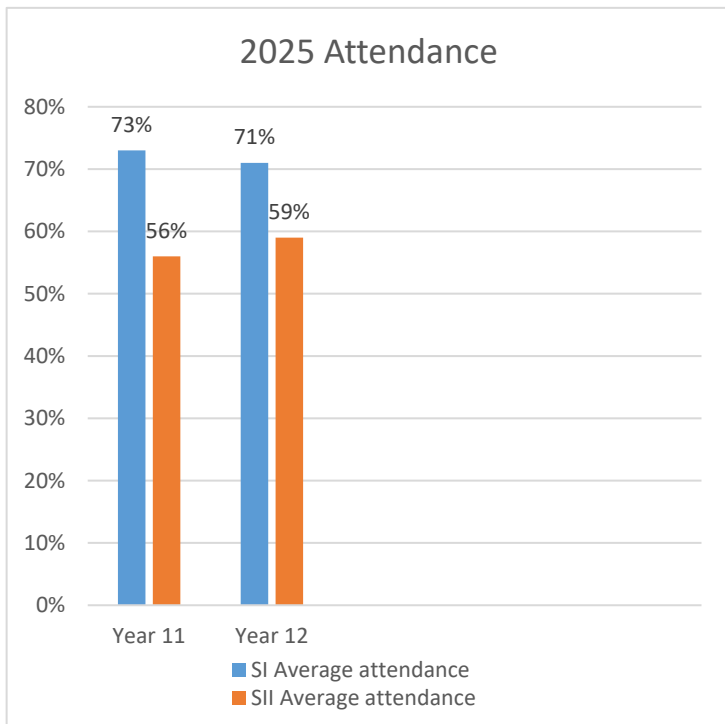
2025 Student Pathway Data



Data source: Pathway office, VCE VM

A total of 35 students enrolled into the VCE VM program in 2025. This graph shows students' pathways with 4 students into Apprenticeship, one student gaining employment, 3 enrolling into further studies elsewhere and another 14 continuing into Year 12 in 2026.

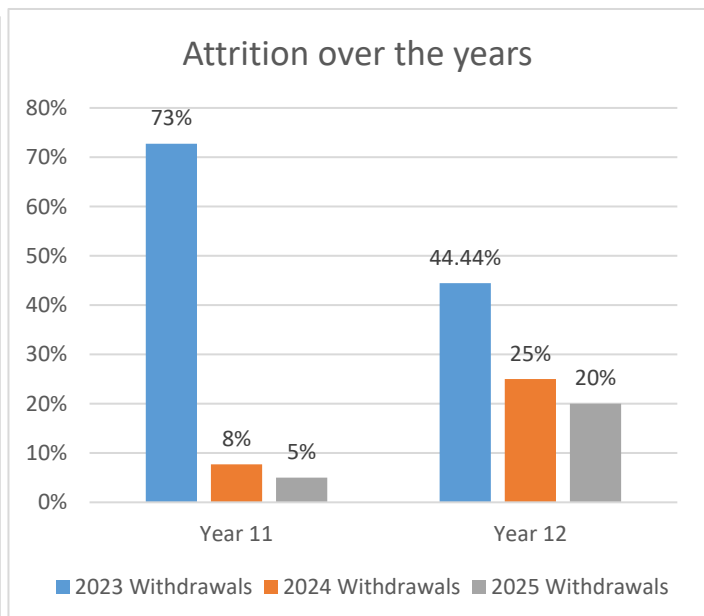
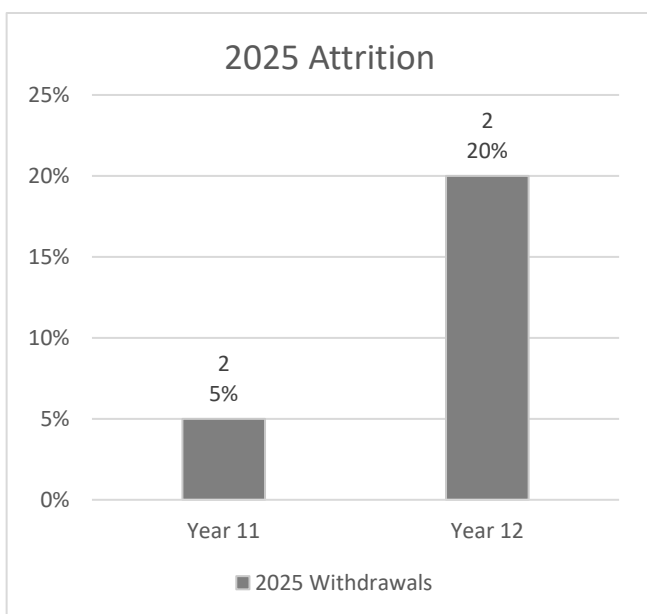
2025 Student attendance



Data source: Melbourne Polytechnic Student Management System (STRATA)

The data shows that overall, semester 1 attendance was higher than semester 2.

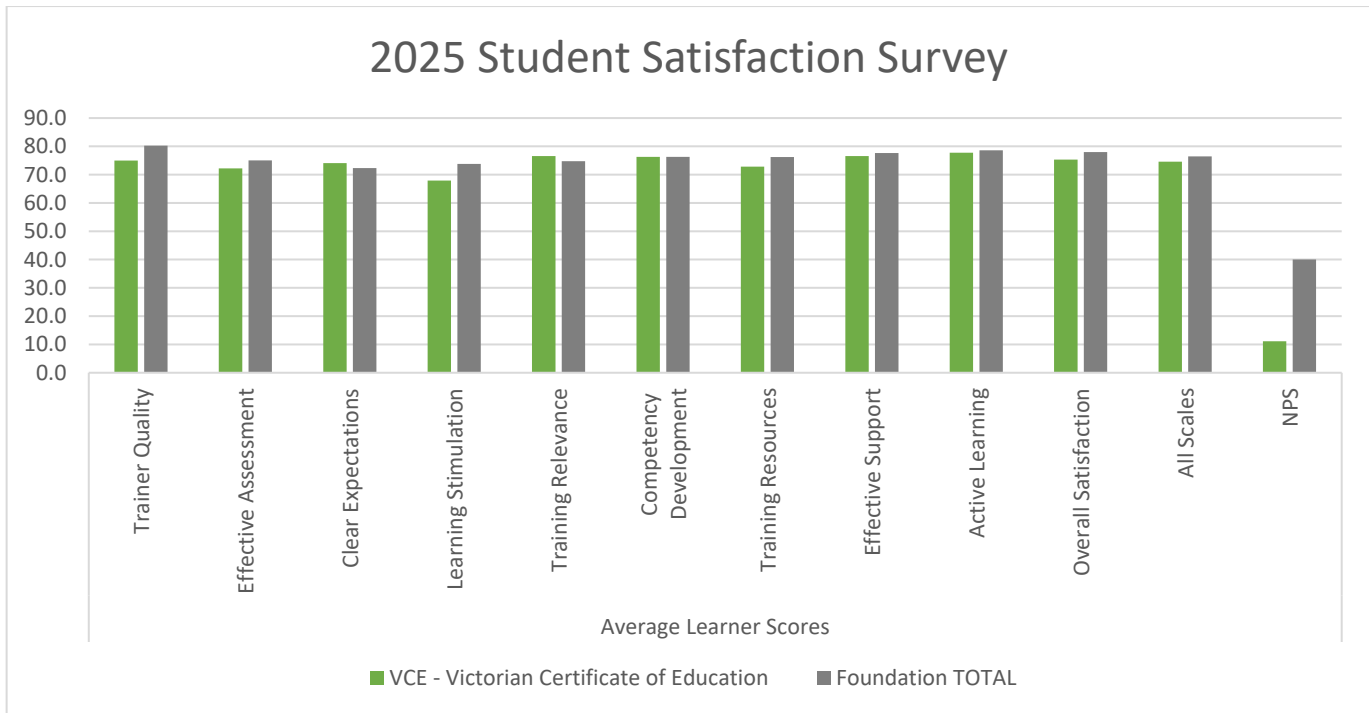
Student attrition by course



Data source: Melbourne Polytechnic Student Management System (STRATA)

A total of 4 students withdrew over the course of the year. Students withdrew for range of personal reasons. Attrition rates were significantly lower in 2025 than in 2023 and slightly lower than 2024.

2025 Student Satisfaction Survey AQTf



Data source: AQTf survey summary

With a limited number of responses from students in 2025 results were slightly compromised.

Comparison of 2024 to 2025 results within the VCE area:

The areas within the survey which percentage numbers decreased greatly include clear expectations, Learning stimulation, Training resources and Active learning.

However, the Overall Satisfaction rating only reduced slightly from 77.8% to 75.3%

In comparison to the Foundation area in 2025:

Most areas of the survey had similar results with identified areas of improvement in Teacher quality at 75%, and Learning stimulation at 67.9%. The Overall Satisfaction rating was also very similar with Foundation at 78% and VCE at 75.3